

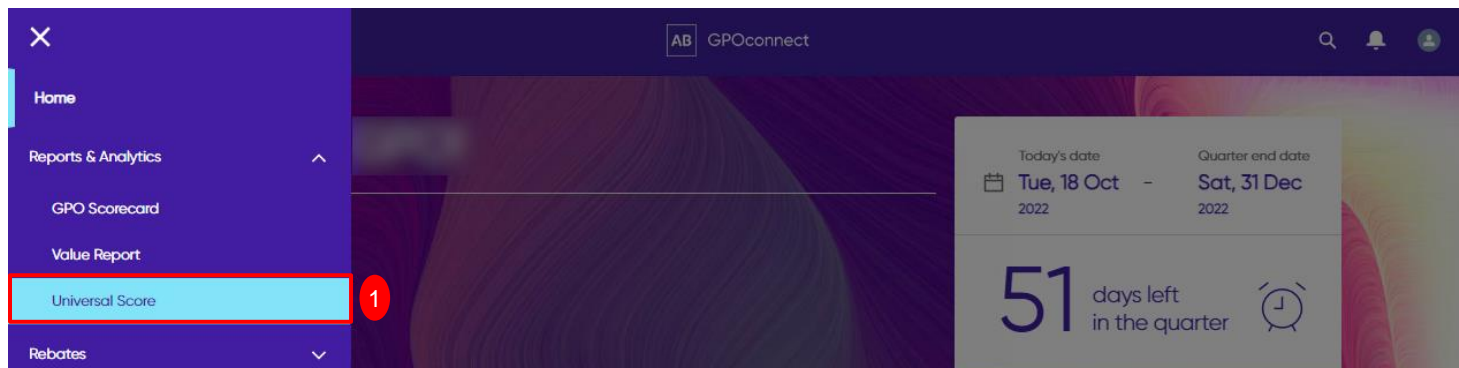
Universal Score – GPO MEMBER Quick Reference Card

How to access the Universal Score report in AB GPOconnect

To access AB GPOconnect, use the following URL: <https://workspaceabc.force.com/gpoconnect>

Access the Universal Score Report

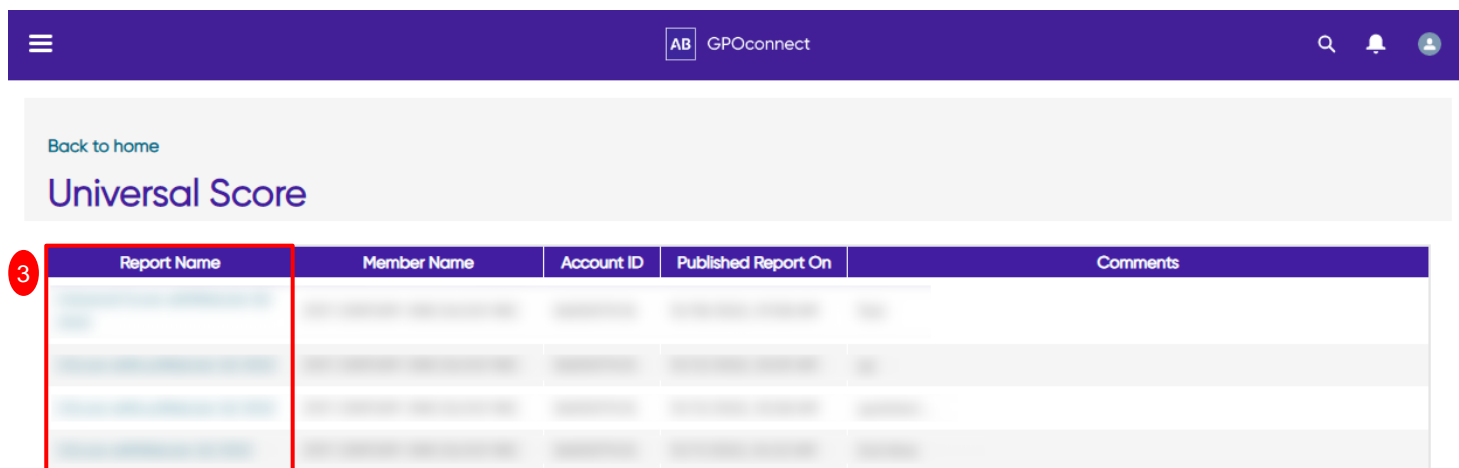
1. Select **Reports & Analytics** in the navigation menu and select Universal Score.



2. You will be notified via the notification bell when new Universal Score reports are published. Click the notification to navigate directly to the report.



3. Select the desired **Report Name** to view.



Universal Score – GPO MEMBER

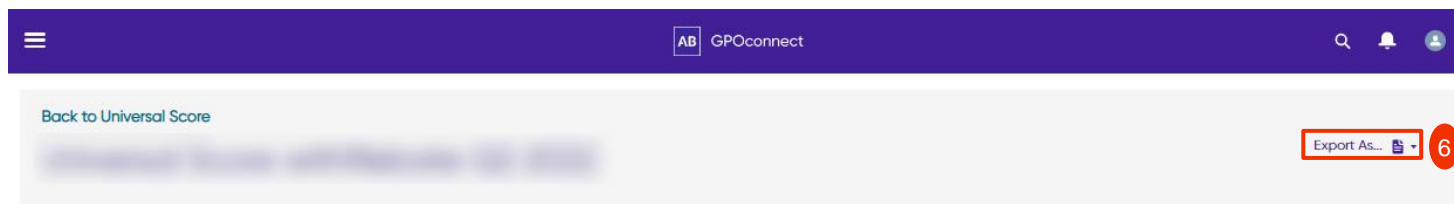
Quick Reference Card

How to access the Universal Score report in AB GPOconnect

- If applicable, select the desired GPO type.
- Use the page navigation buttons at the bottom of the report to navigate through the report.

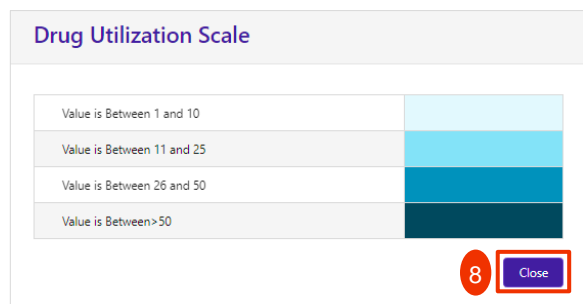
Note: Navigate to the last page of the report to view a summary of the Universal Score report.

- Select the **Export As** dropdown to export to PDF.
- Select the information icon to view a detailed Drug Utilization Scale.



The screenshot displays a data table titled 'Confidential and Proprietary: Universal Score'. The table has 13 columns: Product, Dose, Cost Per Dose, Margin Per Dose, ROI, Univers Score, Treatment last Qtr, Total Cost, Total Margin, % of Total Analyzed Spend, % of Total Analyzed Margin, Rebate Per Dose, and % of Margin From Rebate. The 'Treatment last Qtr' column contains a color-coded scale from dark blue (High) to light blue (Low), with a legend above it labeled 'Drug Utilization Scale' and '7'. The 'Rebate Per Dose' column shows green bars, with a legend above it labeled 'Rebate Achieved'. At the bottom right, a pagination bar shows 'Showing 1 of 11 records' and navigation buttons for 'First', 'Previous', 'next', and 'Last', which is highlighted with a red box and a circled number 5.

- Click **Close** to navigate back to the report.



Universal Score – GPO MEMBER Quick Reference Card

How to access the Universal Score report in AB GPOconnect

9. When viewing the summary report or **Margin As Stated-Anticipated Rebate** report, select **Return to Universal Score** to navigate back to the report.

The screenshot shows the GPOconnect interface. At the top, there is a navigation bar with the GPOconnect logo and user icons. Below the navigation bar, there is a header area with a 'Back to Universal Score' link and an 'Export As...' dropdown menu. The main content area displays the 'Margin As Stated-Anticipated Rebate' report. A red circle with the number '9' highlights a 'Return to Universal Score' button in the top right corner of the report area. The report itself is a table with the following data:

Total Overall Margin	Total Spend	Total Margin	Total Rebates
1.6%	\$2,962,000	\$2,072,000	\$2,062,000
Total Overall Margin Net of Sequestration and Rebates		Total Margin With Rebates	Percent of Spend in Rebates
1.6%		\$2,072,000	1.6%
			Percent of Margin from Rebates
			99.9%